



# The Single-Partner Serialization Playbook

One Stack. One Call. Zero Downtime.

---



# When Nobody Owns the Problem, Your Line Pays the Price

Most serialization setups look integrated. Few actually are. When issues surface, tickets bounce between vendors, nobody owns resolution, and your line sits idle. The fix isn't just better technology. It's one partner accountable for all of it, L1 to L4.

This guide shows how to consolidate your full serialization stack (L1 to L4) through phased L1-L2 line equipment migration, clean L3 alignment, and an L4 enterprise cutover that preserves data integrity and avoids downtime. You'll get operator-first practices, validation-ready workflows, and a path to scale across sites.

[Get a personalized walkthrough](#)

# Compliance Is Moving. Your Stack Should Too.

Regulations keep shifting while legacy stacks add validation drag, hidden costs, and data risk. The answer isn't rip-and-replace, it's consolidating under one accountable partner.



## Regulatory change is continuous (and unforgiving)

New requirements do not simply add features; they often change data formats, trading-partner expectations, and evidence requirements. If your stack cannot adapt quickly, the impact shows up fast: slower validation, disconnected partners, and greater audit risk. A readiness scan should explicitly check market coverage, partner maps, and the IOQ plan *before* you start the migration process.



## Legacy stacks create real operational friction

Common warning signs include frequent bugs and downtime, expensive validation, dependence on third parties, data errors and quarantines, order cancellations, hidden or rising fees, and total cost of ownership that exceeds expectations. When failures occur, multi-vendor environments often make accountability unclear, leading to escalated tickets, slower resolution, and stopped production lines.

### Watch for these red flags:

- validation drag
- partner disconnects
- data quarantines
- manual workarounds
- surprise fees

# Compliance Is Moving. Your Stack Should Too.

(Continued)



## The avoidable costs behind “we’ll wait”

Every quarter you defer consolidation, you pay a silent tax: longer IOQ cycles, higher rework, and rising integration risk. Most horror stories start with skipped prep – no priority matrix, no rollback plan, messy data. Front-load the work: inventory lines/integrations, define IOQ & acceptance criteria, document rollback, and pre-review historical EPCIS. That’s how you cut risk and keep the schedule.



## How consolidating L1-L4 pays off

Start at L1-L2 with a complete line audit, tailored data flows, offline simulation, and a phased cutover with a tested fallback, backed by real-time diagnostics, operator training, and 24/7 global support. Then align site interfaces and execute L3-L4 with parallel rollout, full IOQ validation, and a documented rollback/safety net.

**Result: Smooth cutovers,  
zero downtime, 100% data  
preserved.**

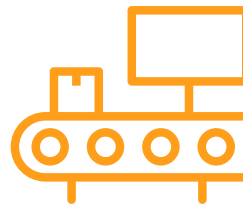
# 1 Stack, 4 Layers, 0 Surprises

At OPTEL, we provide the entire serialization stack – L1 devices & vision, L2 line control, L3 site/MES alignment, and L4 enterprise – so there's always one owner, one call, one team accountable when something goes wrong.




## L1 Devices & Vision

Cameras, sensors, printers;  
quality gates and rejects



## L2 Line Control

Serialization logic, orders, line  
events, reject handling



## L3 Site/MES

Site orchestration, ERP/MES  
handshakes, batch records



## L4 Enterprise

Partners, CMOs/3PLs,  
regulators; EPCIS reporting &  
analytics

# Start at the Line: L1-L2 Migration

Begin with a line audit, tailor data flows, simulate offline, deploy with a tested fallback, and monitor in real time. This phased approach preserves throughput, reduces human error, and shortens validation cycles.



# Step 1: Complete Line Audit

Pharma manufacturers often manage multiple vendors for track and trace, and when something breaks, nobody owns it. Tickets bounce, teams point fingers, and your line waits.

A line audit is where that stops. It maps exactly where your stack is fragmented, identifying obsolete equipment, software integration gaps, and critical points that could disrupt production or migration flow.

At OPTTEL, we own the full audit (project management, integration, and validation) so there's no gap between what gets found and what gets fixed. This assessment forms the basis of your migration roadmap, using tools like the Line Master Repository to map production orders and enable a seamless transition to the new system.

# Step 2: Define L1-L2 Data Flows

Each site has its own operational context. It's essential to design a customized L1-L2 architecture that can:

- Manage both physical flows (via sensors and cameras) and digital flows (via APIs)
- Maintain alignment with existing quality control processes
- Integrate cleanly with ERP platforms like SAP, Oracle, or others

OPTEL offers a flexible, vendor-neutral architecture, built with modularity and customization in mind.



# Step 3: Offline Simulation

Before going live, a simulation phase helps mitigate risk. Offline testing should:

- Reproduce production orders with the new configuration
- Test interoperability between L1 and L2 modules
- Validate edge-case scenarios like duplicate serials or batch rejections

This step is often skipped – but skipping it can lead to costly errors. Simulation avoids weeks of firefighting after go-live



# Step 4: Phased Deployment & Fallback

Deployment should follow a phased, low-risk rollout supported by a documented fallback plan:

- Begin with a pilot line
- Ensure rollback procedures are defined and tested
- Provide on-site support and training for operators

OPTEL includes real-time diagnostics and alerting features to facilitate safe deployment, backed by 24/7 multilingual technical global support and local teams where needed.

# Step 5: Monitor & Improve

Once your system is live, the post-migration phase becomes a strategic opportunity. With a connected L1-L2 system, you can:

- Monitor reject rates, compliance metrics, and line performance in real time
- Generate automated audit reports on demand
- Track short-term ROI using live dashboards

OPTEL's Level 2 features enhance this phase with ERP/MES integration, customizable dashboards, and voice-enabled interfaces (NLP) that improve usability and reduce operator workload

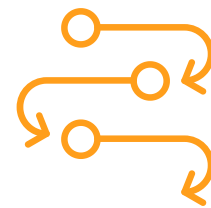
# Bridge to L3-L4

Standardize interfaces at L3 to reduce validation effort. When the line and site are stable, proceed to enterprise migration with clean EPCIS data and clear partner maps.



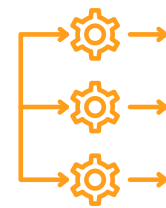
# L4 Migration Plays

Every organization has different needs and risk profiles. That's why we offer three tailored migration strategies, designed to match your pace and priorities.



## Pilot-Led Migration

Start small. Prove value.  
Scale with confidence.



## Phased & Parallel Run *(Recommended)*

Minimize risk with a staged  
rollout and zero downtime.



## Big Bang

Fastest route to go-live with  
a single, planned cutover.

# Who Does What

**Strategize**

**We** map lines and partners  
**You** review the strategy

**Extract &  
Transform**

**We** export and convert data to  
GS1-compliant formats  
**You** provide data access

**Validate**

**We** run mock loads and endpoint tests  
**You** confirm data integrity and sign off

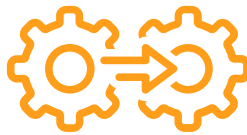
**Go Live**

**We** manage the cutover  
**You** decommission with  
100% confidence

# Why Pharma Manufacturers Choose OPTEL



**Turnkey, Fully  
Integrated Systems**



**Strong Integration  
Expertise from L1-L5**



**Transparent Pricing &  
Scalable Options**



**Flexible, No Lock-In  
Architecture**

# Global Presence, Local Support



**35+**

**YEARS OF EXPERTISE**  
in traceability and vision  
systems



Presence in more than  
**30 COUNTRIES**

**8,000+**

**SYSTEMS INSTALLED**  
worldwide



24/7 international  
**TECH SUPPORT**



# Move From Managing Vendors to Having a *True Partner*

Connect with our migration experts to get a custom timeline and save up to \$100K per year in serialization.

[Connect with us online](#)

